



Water Purifier

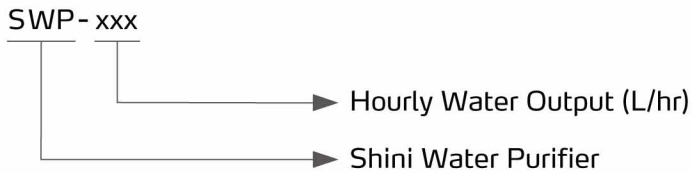
SWP-200



Refer carefully to this manual before operation.

SWP Series

■ Coding Principle



■ Features

- Fully automatic control with LCD, an intuitive display, and user-friendly.
- The three-stage filtration to produce the pure industrial water of TDS less than 10ppm
- In the high-pressure water pump, the outlet pressure is stable and adjustable.
- Adopt a booster pump to provide stable high-pressure water that passes through the reverse osmosis membrane.
- The maximum working temperature is 45°C.
- The unit has a combination of stainless steel water tank, pipeline, and PVC pipeline for easy maintenance.
- The flow meter for easy checking the water flow status.
- Different models of machines are available.




Operator interface

■ Application

The unit deals with water quality issues in the water mould temperature control unit, such as heat transfer and water flow reduction due to pipeline scaling, pipe blockage, and pipe heater bursts.

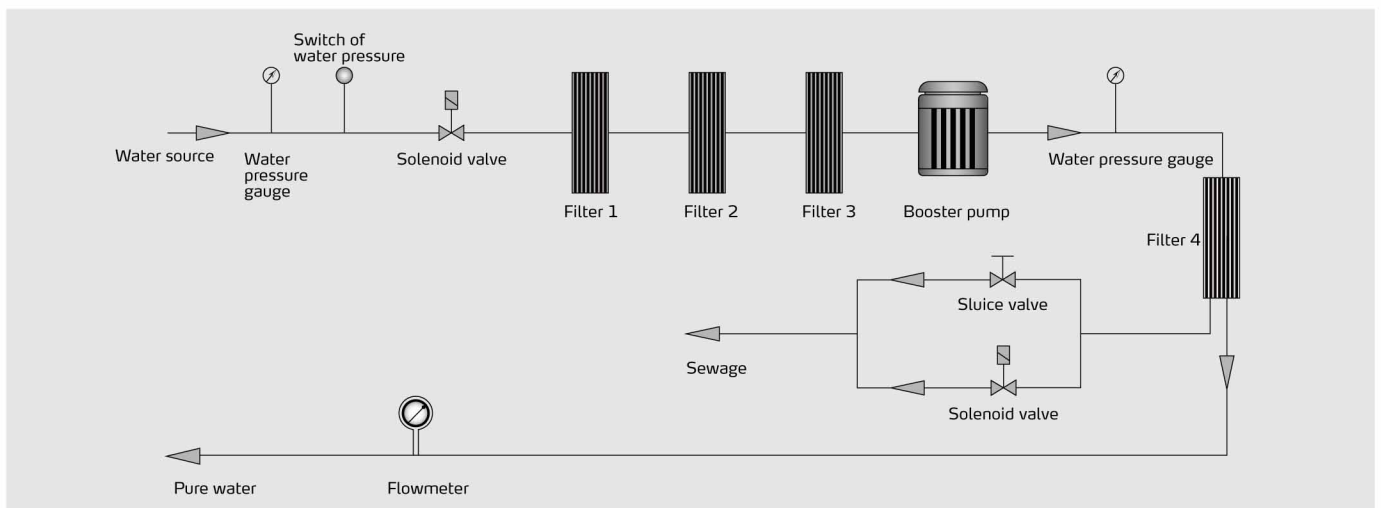
E.g., It applies to LCD TV, computer, automobile LCD panel, car light, optical instruments, and other industries, which also can be widely used in air conditioning, automotive interiors, home appliances, automotive, communication, medical and other industries.



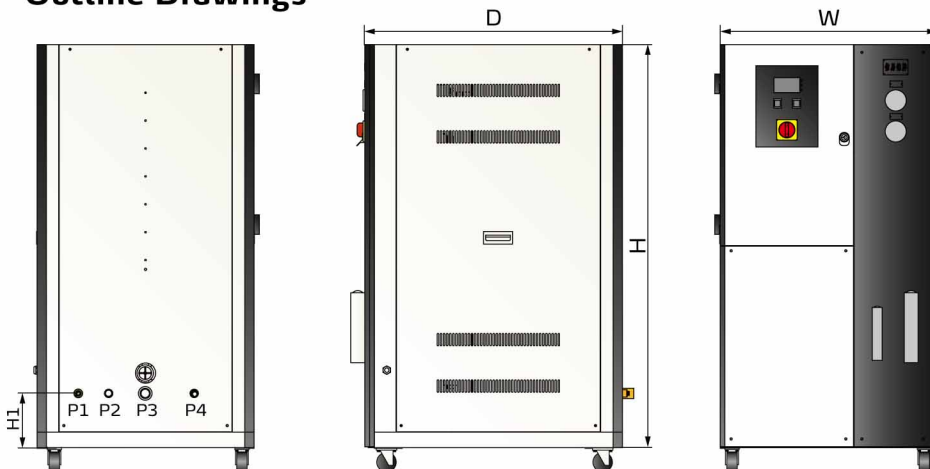
Advantages

- It can meet the pure water demands of many special enterprises.
- Reduce scaling in the pipeline of the mould temperature controller to extend the service life and improve heating efficiency.
- Stable and adjustable water outflow pressure that can meet the working conditions for different demands

Working Principle



Outline Drawings



Item	Model	SWP-200
H(mm)		1400
H1(mm)		279
W(mm)		700
D(mm)		830
Water tank outlet P1(inch)		Rc1/2
Waste water inlet P2(inch)		Rc1/2
Pure water inlet P3(inch)		Rc1
Water source inlet P4(inch)		Rc1/2
Weight(kg)		150

Specifications

Model	Power(kW)	Medium temp.(°C)	Ambient temp.(°C)	Control pressure (bar)	Interface size (inch)	Qty. of STM units can be matched (set)
SWP-200	0.85	5~45	5~60	0~5	1	6

- Notes: 1) Customizable according to user demands
 2) Machine power: 3 φ , 220VAC, 50Hz
 3) Water flow regulator is optional for working with the STM.
 4) Different pressure pumps are available as demanded.

We reserve the right to change specifications without prior notice.

Shini Group

Addr: No. 23, Minhe St., Shulin Dist.,
New Taipei, Taiwan

Tel: +886 2 2680 9119

Fax: +886 2 2680 9229

Email: shini@shini.com

Factories:

- Taiwan
- Dongguan
- Pinghu
- Ningbo
- Chongqing
- Pune

2023-05-15-04 Copyrights Reserved.

www.shini.com